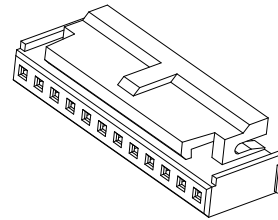
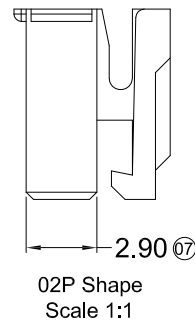
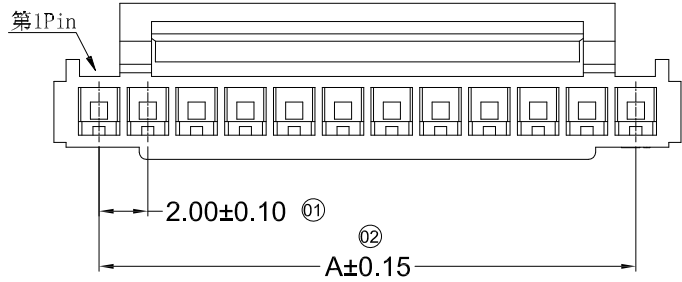
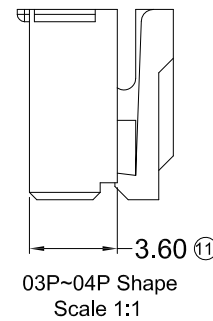
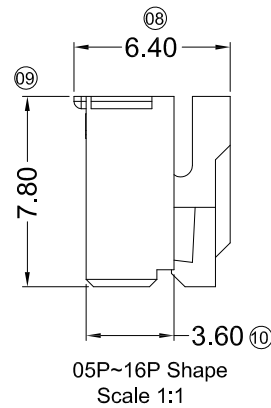
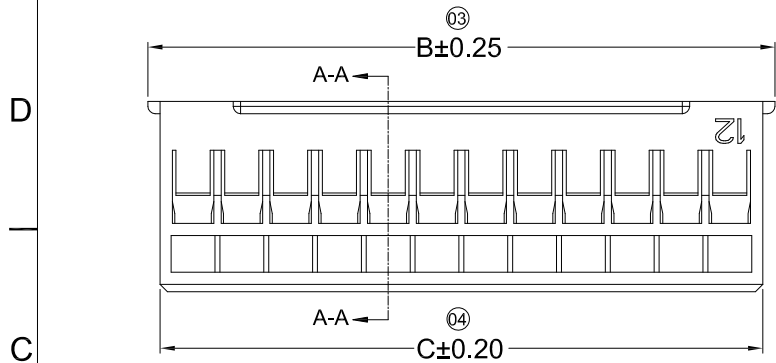


RoHS

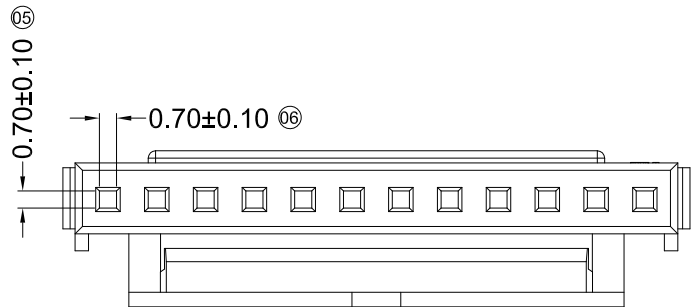


- Specifications :
- Voltage rating: 250V AC / DC
 - Current rating: 3A AC / DC
 - Withstanding voltage: 1000V AC/minute
 - Temperature range: -25° ~+85°
 - Insulation resistance: ≥1000MΩ
 - Contact resistance: ≤30mΩ
 - After environmental testing: ≤40mΩ
 - Suitable GYA Terminal: A2005T-A
 - Mates With GYA Wafer: A2005W-A

A2005 H X - XX A - N0 XX XX
 (1) (2) (3) (4) (5) (6) (7) (8)



- ① Series No.
- ② Category: H-HSG
- ③ Appearance type: Blank-Ordinary
- ④ Row No.-Pin No Per Row: XX-02P~16P
- ⑤ Plug the Pin & Special No.: A-With Lock
- ⑥ Plastic material: N0-PA66 UL 94V-0
- ⑦ Color : Blank-Natural Color
BK-Black
- ⑧ Whether containing halogen:
HF-Halogen free
Blank-Containing halogen



Poles	Dimensions (mm)			Poles	Dimensions (mm)		
	A	B	C		A	B	C
02	2.00	5.70	4.70	09	16.00	19.60	18.70
03	4.00	7.70	6.70	10	18.00	21.70	20.70
04	6.00	9.70	8.70	11	20.00	23.70	22.70
05	8.00	11.70	10.70	12	22.00	25.70	24.70
06	10.00	13.70	12.70	13	24.00	27.70	26.70
07	12.00	15.70	14.70	14	26.00	29.70	28.70
08	14.00	17.70	16.70				

GENERAL TOLERANCE

.X ±0.30

.XX ±0.20

.XXX ±0.10

X.° ±2°

PROJECT



东莞市国亚电子有限公司
Dong Guan Guo Ya Connectors co., Ltd.

PART NO.

A2005H-XXA-N0XX

TITLE

2.00mm Crimp Style Connector

UNIT

mm

SCALE

1:1

SHEET

1/1

REV

A0

NUMBER

A-022

APPROVAL

Yangzhengguo

CHECK

Yangjinyi

DRAWN

Lvtiansheng

DATE

2016/08/26

DATE

REV

ECN NO.

DESCRIPTION

MODIFY

APPROVAL

PROJECT



APPROVAL

CHECK

DRAWN

DATE

UNIT

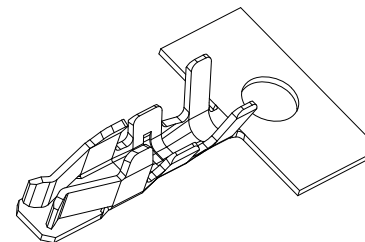
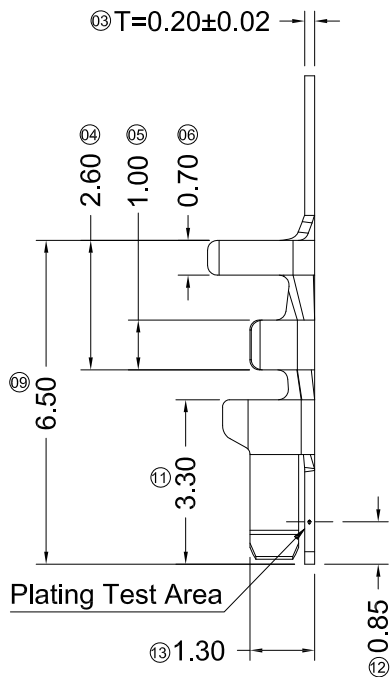
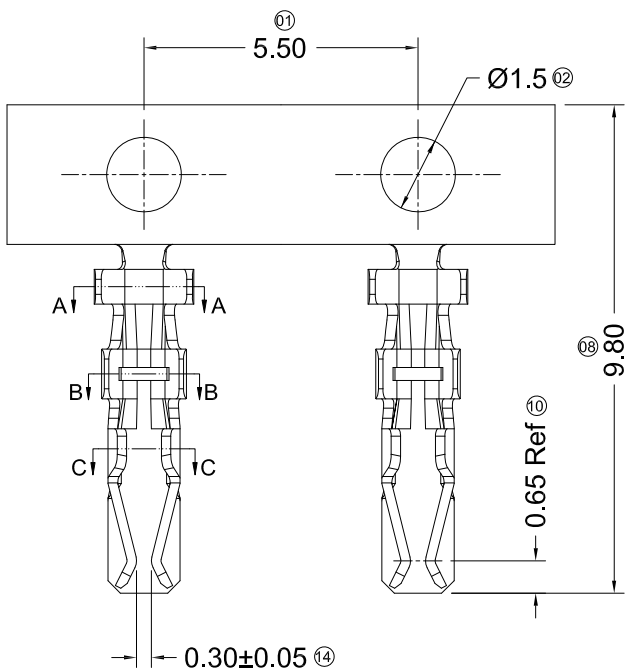
SCALE

SHEET

REV

NUMBER

RoHS

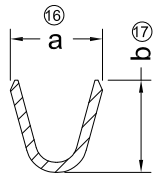


■ Specifications :

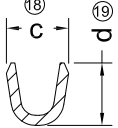
- Voltage rating: 250V AC / DC
- Current rating: 3A AC / DC
- Withstanding voltage: 1000V AC/minute
- Temperature range: -25° ~+85°
- Insulation resistance: ≥1000MΩ
- Contact resistance: ≤30mΩ
- After environmental testing: ≤40mΩ

A2005 T X - P XX X - AX
 ① ②③ ④ ⑤ ⑥ ⑦

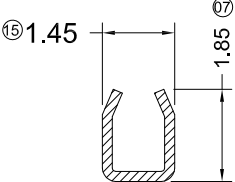
- ① Series Number
- ② Category: T-terminal
- ③ Shape: Blank-ordinary L-Lower Crimp
- ④ Material: P-Phosphor bronze
- ⑤ Plating Code: SN-Bright tin plating
G01-Contact Gold flash
- ⑥ Plating method: Blank-Stamping before plating
- ⑦ Mold No./Mark/Special No. :
A-Mating 2011-A HSG、
A1-Mating 2011-A HSG、



SECTION A-A
SCALE 1:1



SECTION B-B
SCALE 1:1



SECTION C-C
SCALE 1:1

A2005T-PG01-A	Phosphor Bronze	22-28 AWG	1.45mm(Max)	2.00	2.20	1.70	1.30	A2005H-A
A2005T-PSN-A								
A2005TL-PG01-AX		26-28 AWG	1.00mm(Max)	1.85	1.85	1.25	1.25	
A2005TL-PSN-AX								
PART NO	Material	Wire Range	Insulation O.D.	DIM a	DIM b	DIM c	DIM d	Used In GYA Housing

GENERAL TOLERANCE	
.X	±0.30
.XX	±0.20
.XXX	±0.10
X.°	±2°
PROJECT	

GYA 东莞市国亚电子有限公司
 Connectors Dong Guan Guo Ya Connectors co., Ltd.

PART NO. A2005TX-PXX-AX

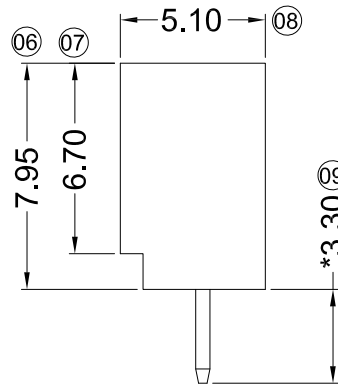
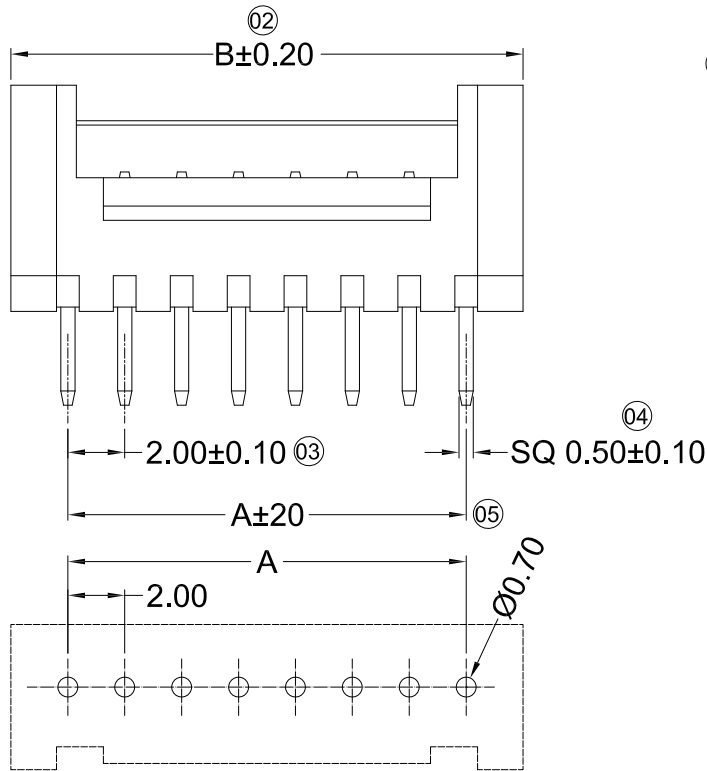
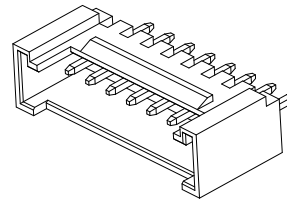
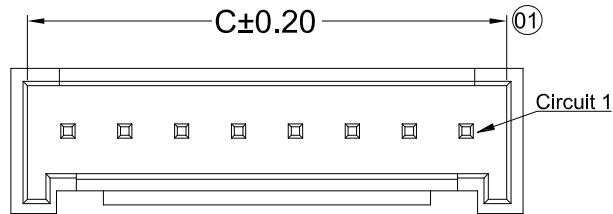
TITLE 2.00mm Crimp Style Connectors

APPROVAL	CHECK	DRAWN	DATE
Yangzhengguo	Yangjinyi	Lvtiansheng	2016/08/26

UNIT	SCALE	SHEET	REV	NUMBER
mm	1:1	1/1	A0	A-014

DATE	REV	ECN NO.	DESCRIPTION	MODIFY	APPROVAL

RoHS



Specifications :

- Voltage rating: 250V AC / DC
- Current rating: 3A AC / DC
- Withstanding voltage: 1000V AC/minute
- Temperature range: -25° ~+85°
- Insulation resistance: ≥1000MΩ
- Contact resistance: ≤30mΩ
- After environmental testing: ≤40mΩ
- Material(Pin): Brass
- Mates With GYA Housing : A2005H-A

A2005 W V X - XX A HF - XX XX XX
 ① ② ③ ④ ⑤ ⑥ ⑦ ⑧ ⑨ ⑩

- ① Series No.
- ② Category: W-WAFER
- ③ Connector Type: V-Straight 180°
- ④ Mouting Type: Blank-DIP
- ⑤ Row No.-Pin No.: XX-02P~16P
- ⑥ Plug the Pin & Special No.: A-Without Baffle
- ⑦ HF-Halogen Free ; Blank-ROHS
- ⑧ erial: N0 -PA66 UL 94V-0
- ⑨ Plating Code: SN-Bright Tin Plating
 V01-Gold Flash
 V05-Gold-Plating 5u "
- ⑩ Color : Blank-Natural Color
 BE-Beige Color



Poles	Dimensions (mm)			Poles	Dimensions (mm)		
	A	B	C		A	B	C
02	2.00	6.00	4.85	10	18.00	22.00	20.85
03	4.00	8.00	6.85	11	20.00	24.00	22.85
04	6.00	10.00	8.85	12	22.00	26.00	24.85
05	8.00	12.00	10.85	13	24.00	28.00	26.85
06	10.00	14.00	12.85	14	26.00	30.00	28.85
07	12.00	16.00	14.85	15	28.00	32.00	30.85
08	14.00	18.00	16.85	16	30.00	34.00	32.85
09	16.00	20.00	18.85				

Conn.line Recommended P.C.B Layout
 General Tolerance±0.05

GENERAL TOLERANCE

- .X ±0.30
- .XX ±0.20
- .XXX ±0.10
- X.° ±2°

PROJECT



东莞市国亚电子有限公司
 Dong Guan Guo Ya Connectors co., Ltd.

PART NO.

A2005WV-XXAXX-N0XXXX

TITLE

2.00mm Crimp Style Connectors

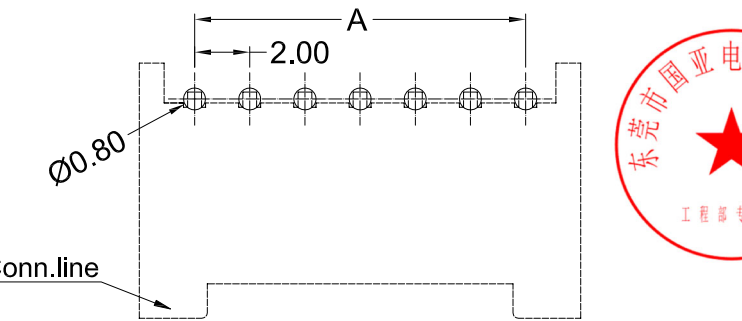
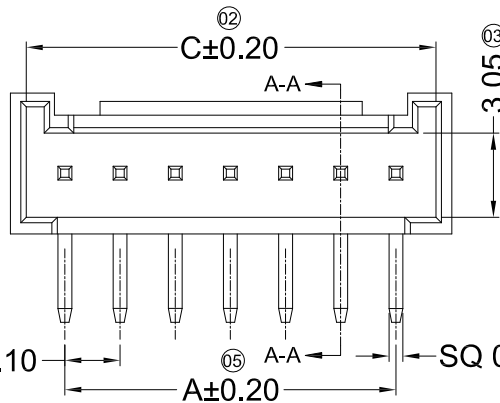
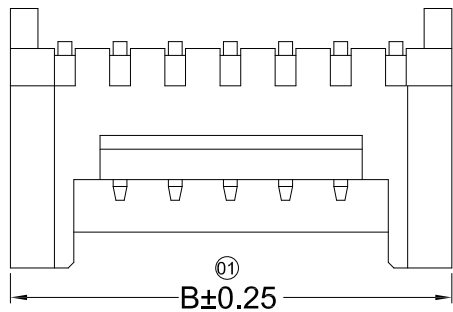
APPROVAL CHECK DRAWN DATE

Yangzhengguo Yangjinyi Lvtiensheng 2016/08/26

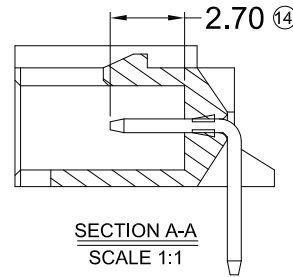
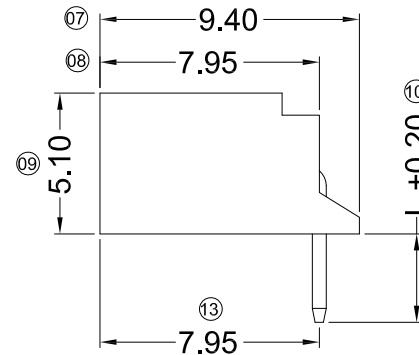
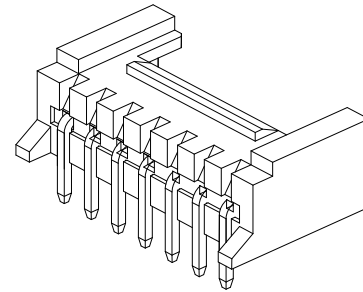
UNIT	SCALE	SHEET	REV	NUMBER
mm	1:1	1/1	A0	A-000

DATE	REV	ECN NO.	DESCRIPTION	MODIFY	APPROVAL
1		2	3	4	5

RoHS



Recommended P.C.B Layout T=1.6mm
General Tolerance±0.05



■ Specifications :

- Voltage rating: 250V AC / DC
- Current rating: 3A AC / DC
- Withstanding voltage: 1000V AC/minute
- Temperature range: -25° ~+85°
- Insulation resistance: ≥1000MΩ
- Contact resistance: ≤30mΩ
- After environmental testing: ≤40mΩ
- Material(Pin): Brass
- Mates With GYA Housing : A2005H-A

A2005 W R X - XX A HF - N0 SN XX
① ②③④ ⑤ ⑥ ⑦ ⑧ ⑨

- ① Series No.
 - ② Category: W-WAFER
 - ③ Welding Board Angle : R-Right Angle 90°
 - ④ Welding Way: Blank-DIP
 - ⑤ Row No.-Pin No.: XX-02P~16P
 - ⑥ Special No.:
 - A-With Link Stopper DIP-3.20mm
 - A2-With Link Stopper DIP-2.50mm
 - A3-With Link Stopper DIP-1.50mm
 - ⑦ HF-Halogen Free ; Blank-ROHS
 - ⑧ Material: N0 -PA66 UL 94V-0
 - ⑨ Plating Category: SN-Bright Tin Plating
V01-Gold Flash
- Color : Blank-Natural Color
BE-Beige Color

Poles	Dimensions (mm)			Poles	Dimensions (mm)		
	A	B	C		A	B	C
02	2.00	6.00	4.85	10	18.00	22.00	20.85
03	4.00	8.00	6.85	11	20.00	24.00	22.85
04	6.00	10.00	8.85	12	22.00	26.00	24.85
05	8.00	12.00	10.85	13	24.00	28.00	26.85
06	10.00	14.00	12.85	14	26.00	30.00	28.85
07	12.00	16.00	14.85	15	28.00	32.00	30.85
08	14.00	18.00	16.85	16	30.00	34.00	32.85
09	16.00	20.00	18.85				

GENERAL TOLERANCE

- .X ±0.30
- .XX ±0.20
- .XXX ±0.10
- X.° ±2°



东莞市国亚电子有限公司
Dong Guan Guo Ya Connectors co., Ltd.

PART NO.

A2005WR-XXAXX-N0XXXX

TITLE

2.00mm Crimp Style Connector

APPROVAL

CHECK

DRAWN

DATE

PROJECT

Yangzhengguo

Yangjinyi

Lvtiansheng

UNIT

SCALE

SHEET

REV

NUMBER

mm

1:1

1/1

A0

A-000

DATE

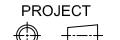
REV

ECN NO.

DESCRIPTION

MODIFY

APPROVAL



20160826

1

2

3

4

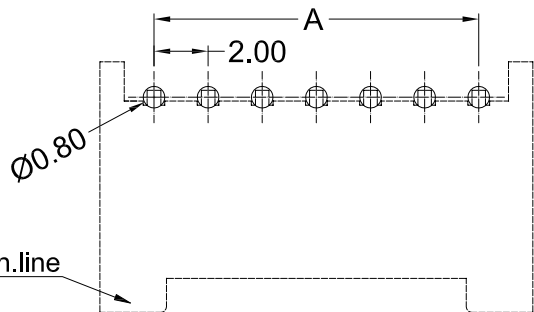
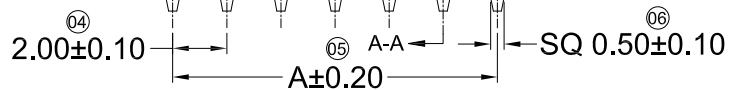
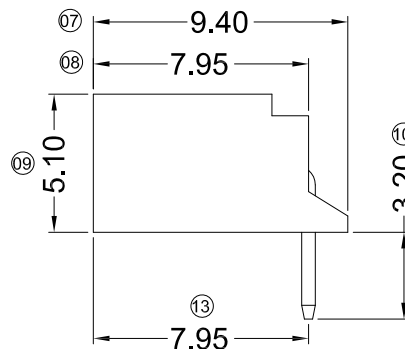
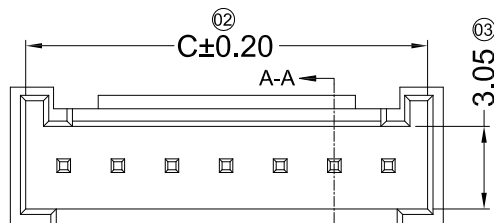
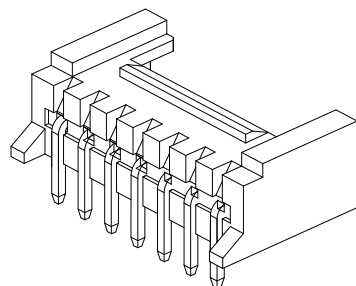
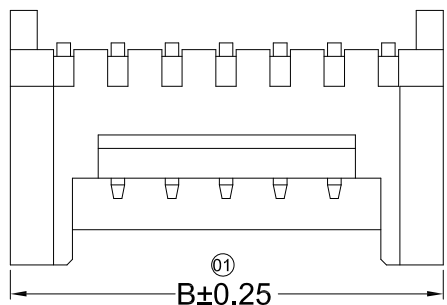
5

6

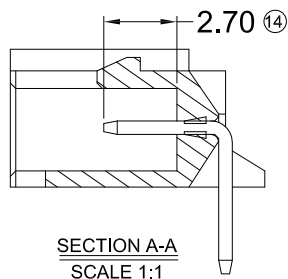
7

8

RoHS



Recommended P.C.B Layout T=1.6mm
General Tolerance±0.05



- Specifications :
- Voltage rating: 250V AC / DC
 - Current rating: 3A AC / DC
 - Withstanding voltage: 1000V AC/minute
 - Temperature range: -25° ~+85°
 - Insulation resistance: ≥1000MΩ
 - Contact resistance: ≤30mΩ
 - After environmental testing: ≤40mΩ
 - Material(Pin): Brass
 - Mates With GYA Housing : 2005H-A

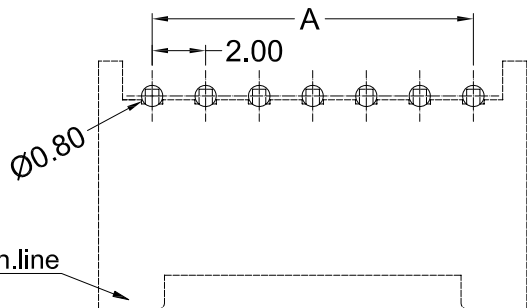
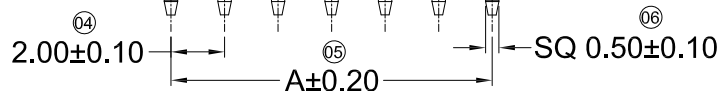
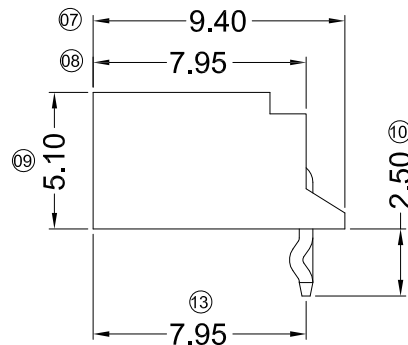
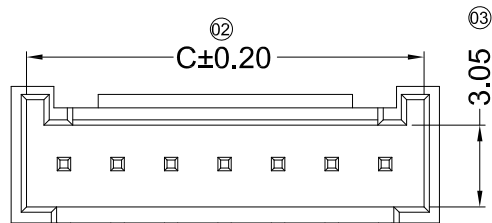
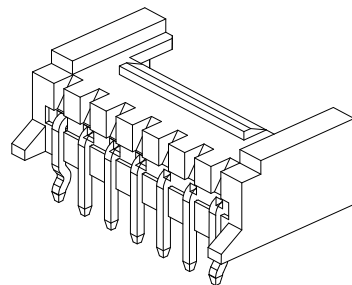
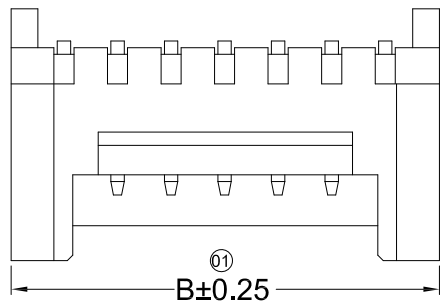
A2005 W R X - XX A4 - N0 SN XX
① ② ③ ④ ⑤ ⑥ ⑦ ⑧ ⑨

- ① Series No.
- ② Category: W-WAFER
- ③ Welding Board Angle: R-Right Angle 90°
- ④ Welding Way: Blank-DIP
- ⑤ Row No.-Pin No.: XX-02P~16P
- ⑥ Special No.:
A4-With Link Stopper DIP-3.20mm
Inside groove 2.70mm
- ⑦ Material: N0 -PA66 UL 94V-0
- ⑧ Plating Category: SN-Bright Tin Plating
- ⑨ Color: Blank-Natural Color

Poles	Dimensions (mm)			Poles	Dimensions (mm)		
	A	B	C		A	B	C
02	2.00	6.00	4.85	10	18.00	22.00	20.85
03	4.00	8.00	6.85	11	20.00	24.00	22.85
04	6.00	10.00	8.85	12	22.00	26.00	24.85
05	8.00	12.00	10.85	13	24.00	28.00	26.85
06	10.00	14.00	12.85	14	26.00	30.00	28.85
07	12.00	16.00	14.85	15	28.00	32.00	30.85
08	14.00	18.00	16.85	16	30.00	34.00	32.85
09	16.00	20.00	18.85				

					GENERAL TOLERANCE		GYA 东莞市国亚电子有限公司 Connectors Dong Guan Guo Ya Connectors co., Ltd.		PART NO. A2005WR-XXA4-N0SN			
					.X ±0.30		APPROVAL		CHECK		DATE	
					.XX ±0.20		Yangzhengguo		Yangjinyi		2016/08/26	
					.XXX ±0.10		PROJECT		DRAWN		Lvtiansheng	
					X.° ±2°		PROJECT		DATE		UNIT	
DATE	REV	ECN NO.	DESCRIPTION	MODIFY	APPROVAL	PROJECT		SCALE		SHEET		REV
1						PROJECT		mm		1:1		1/1
						PROJECT		mm		1:1		A0
						PROJECT		mm		1:1		A-000

RoHS



Recommended P.C.B Layout T=1.6mm
General Tolerance±0.05

Specifications :

- Voltage rating: 250V AC / DC
- Current rating: 3A AC / DC
- Withstanding voltage: 1000V AC/minute
- Temperature range: -40° ~+105°
- Insulation resistance: ≥1000MΩ
- Contact resistance: ≤30mΩ
- After environmental testing: ≤40mΩ
- Material(Pin): Brass
- Mates With GYA Housing : A2005H

A2005 W R X - XX KA2 - N0 SN XX

① ②③④ ⑤ ⑥ ⑦ ⑧ ⑨

- ① Series No.
- ② Category: W-WAFER
- ③ Connector Type: R-Right Angle 90°
- ④ Welding Way: Blank-DIP
- ⑤ Row No.-Pin No Per Row: XX-02P~16P
- ⑥ Special No.:
KA2-With Kink And Link Stopper DIP-2.50mm
- ⑦ Plastic material: N0 -PA66 UL 94V-0
- ⑧ Plating Code: SN-Bright Tin Plating
- ⑨ Color : Blank-Natural Color



Poles	Dimensions (mm)			Poles	Dimensions (mm)		
	A	B	C		A	B	C
02	2.00	6.00	4.85	10	18.00	22.00	20.85
03	4.00	8.00	6.85	11	20.00	24.00	22.85
04	6.00	10.00	8.85	12	22.00	26.00	24.85
05	8.00	12.00	10.85	13	24.00	28.00	26.85
06	10.00	14.00	12.85	14	26.00	30.00	28.85
07	12.00	16.00	14.85	15	28.00	32.00	30.85
08	14.00	18.00	16.85	16	30.00	34.00	32.85
09	16.00	20.00	18.85				

GENERAL TOLERANCE

.X ±0.30

.XX ±0.20

.XXX ±0.10

X.° ±2°

PROJECT



东莞市国亚电子有限公司
Dong Guan Guo Ya Connectors co., Ltd.

PART NO.

A2005WR-07KA2-N0SN

TITLE

2.00mm CrImp Style Connectors

APPROVAL CHECK DRAWN DATE

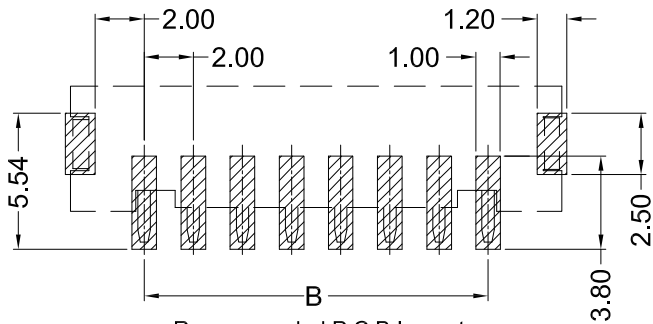
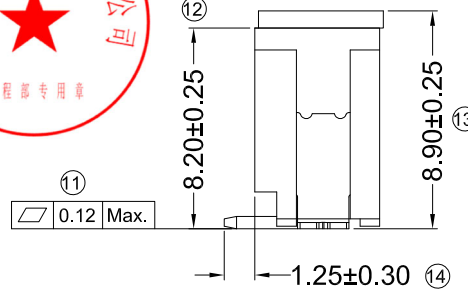
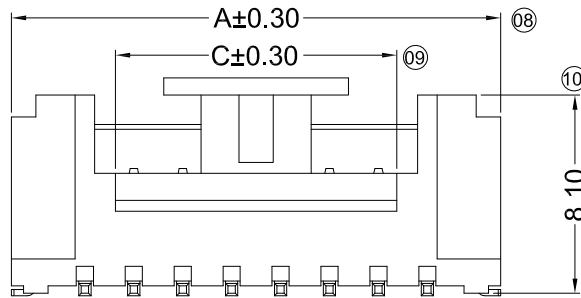
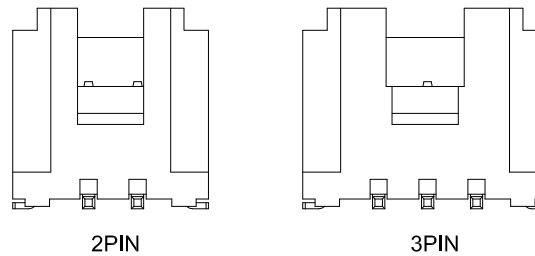
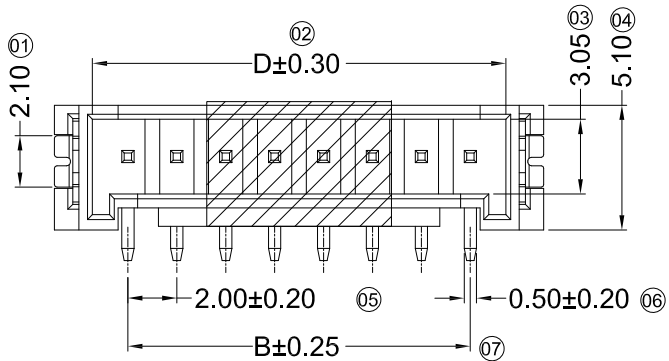
Yangzhengguo Yangjinyi Lviansheng 2016/08/26

UNIT SCALE SHEET REV NUMBER

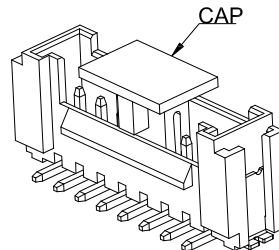
mm 1:1 1/1 A0 A-000

DATE	REV	ECN NO.	DESCRIPTION	MODIFY	APPROVAL
1					
2					
3					
4					
5					

RoHS



Recommended P.C.B Layout
General Tolerance±0.05



■ Specifications :

- Voltage rating: 250V AC / DC
- Current rating: 3A AC / DC
- Withstanding voltage: 1000V AC/minute
- Temperature range: -25° ~+85°
- Insulation resistance: ≥1000MΩ
- Contact resistance: ≤30mΩ
- After environmental testing: ≤40mΩ
- Mates With GYA Housing : A2005H-A

A2005 W V S - XX A - LP SN XX
① ②③④ ⑤⑥ ⑦ ⑧ ⑨

- ① Series No.
- ② Category: W-WAFER
- ③ Welding Board Angle: V-Straight 180°
- ④ Welding Way: S-SMT
- ⑤ Row No.-Pin No.: XX-02P~16P
- ⑥ Plug the Pin & Special No.: A-With Located Block
- ⑦ Material: LP-LCP UL 94V-0
- ⑧ Plating Category: SN-Bright Tin Plating
- ⑨ Color : Blank-Natural Color

Poles	Dimensions (mm)				Poles	Dimensions (mm)			
	A	B	C	D		A	B	C	D
02	8.00	2.00	2.70	4.90	10	24.00	18.00	15.50	20.90
03	10.00	4.00	2.70	6.90	11	26.00	20.00	15.50	22.90
04	12.00	6.00	3.50	8.90	12	28.00	22.00	15.50	24.90
05	14.00	8.00	5.50	10.90	13	30.00	24.00	15.50	26.90
06	16.00	10.00	7.50	12.90	14	32.00	26.00	15.50	28.90
07	18.00	12.00	9.50	14.90	15	34.00	28.00	15.50	30.90
08	20.00	14.00	11.50	16.90	16	36.00	30.00	15.50	32.90
09	22.00	16.00	13.50	18.90					

GENERAL TOLERANCE

.X ±0.30

.XX ±0.20

.XXX ±0.10

X.° ±2°

PROJECT

① ②



东莞市国亚电子有限公司
Dong Guan Guo Ya Connectors co., Ltd.

PART NO.
A2005WVS-XXA-LPSN

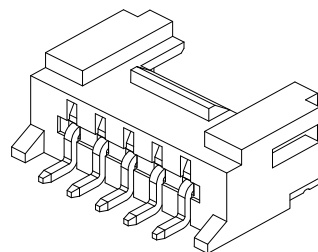
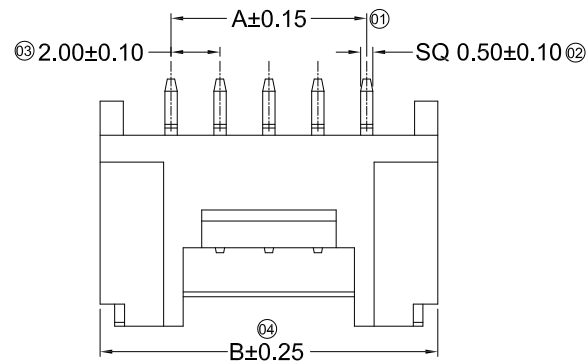
TITLE
2.00mm Crimp Style Connector

APPROVAL	CHECK	DRAWN	DATE
Yangzhengguo	Yangjinyi	Lvtiansheng	2016/08/26

UNIT	SCALE	SHEET	REV	NUMBER
mm	1:1	1/1	A0	A-084

DATE	REV	ECN NO.	DESCRIPTION	MODIFY	APPROVAL
1					
2					
3					
4					
5					

RoHS

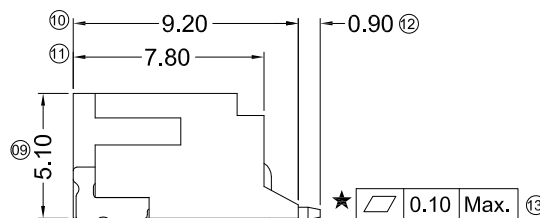
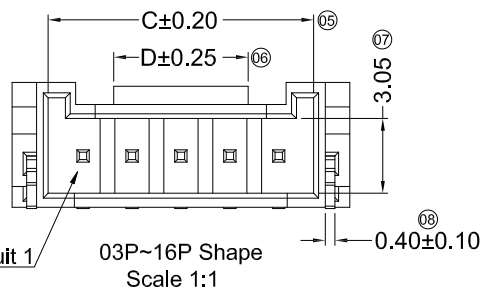


■ Specifications :

- Voltage rating: 250V AC / DC
- Current rating: 3A AC / DC
- Withstanding voltage: 1000V AC/minute
- Temperature range: -25° ~+85°
- Insulation resistance: ≥1000MΩ
- Contact resistance: ≤30mΩ
- After environmental testing: ≤40mΩ
- Material(Pin): Brass
- Mates With GYA Housing : A2005H-A

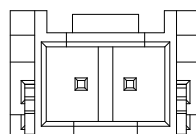
A2005 W R S - XX A - LP SN XX

① ② ③ ④ ⑤ ⑥ ⑦ ⑧ ⑨



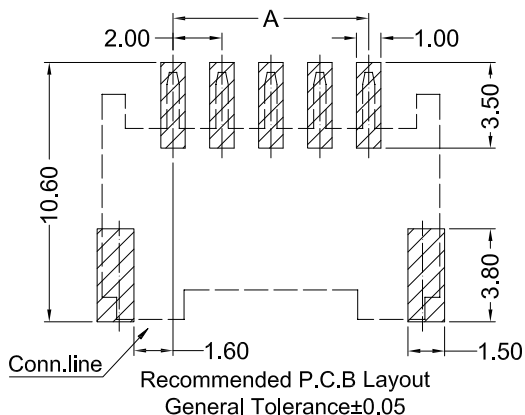
- ① Series No.
- ② Category: W-WAFER
- ③ Connector Type: R-Right Angle 90°
- ④ Mounting Type: S-SMT
- ⑤ Row No.-Pin No Per Row: XX-02P~16P
- ⑥ Special No.: A-With Located Block
- ⑦ Plastic material: LP -LCP UL 94V-0
- ⑧ Plating Code: SN-Bright Tin Plating
- ⑨ Color : Blank-Natural Color

Circuit 1
03P~16P Shape
Scale 1:1



02P Shape
Scale 1:1

Poles	Dimensions (mm)				Poles	Dimensions (mm)			
	A	B	C	D		A	B	C	D
02	2.00	7.80	4.85	2.70	10	18.00	23.80	20.85	15.50
03	4.00	9.80	6.85	3.20	11	20.00	25.80	22.85	15.50
04	6.00	11.80	8.85	3.50	12	22.00	27.80	24.85	15.50
05	8.00	13.80	10.85	5.50	13	24.00	29.80	26.85	15.50
06	10.00	15.80	12.85	7.50	14	26.00	31.80	28.85	15.50
07	12.00	17.80	14.85	9.50	15	28.00	33.80	30.85	15.50
08	14.00	19.80	16.85	11.50	16	30.00	35.80	32.85	15.50
09	16.00	21.80	18.85	13.50					



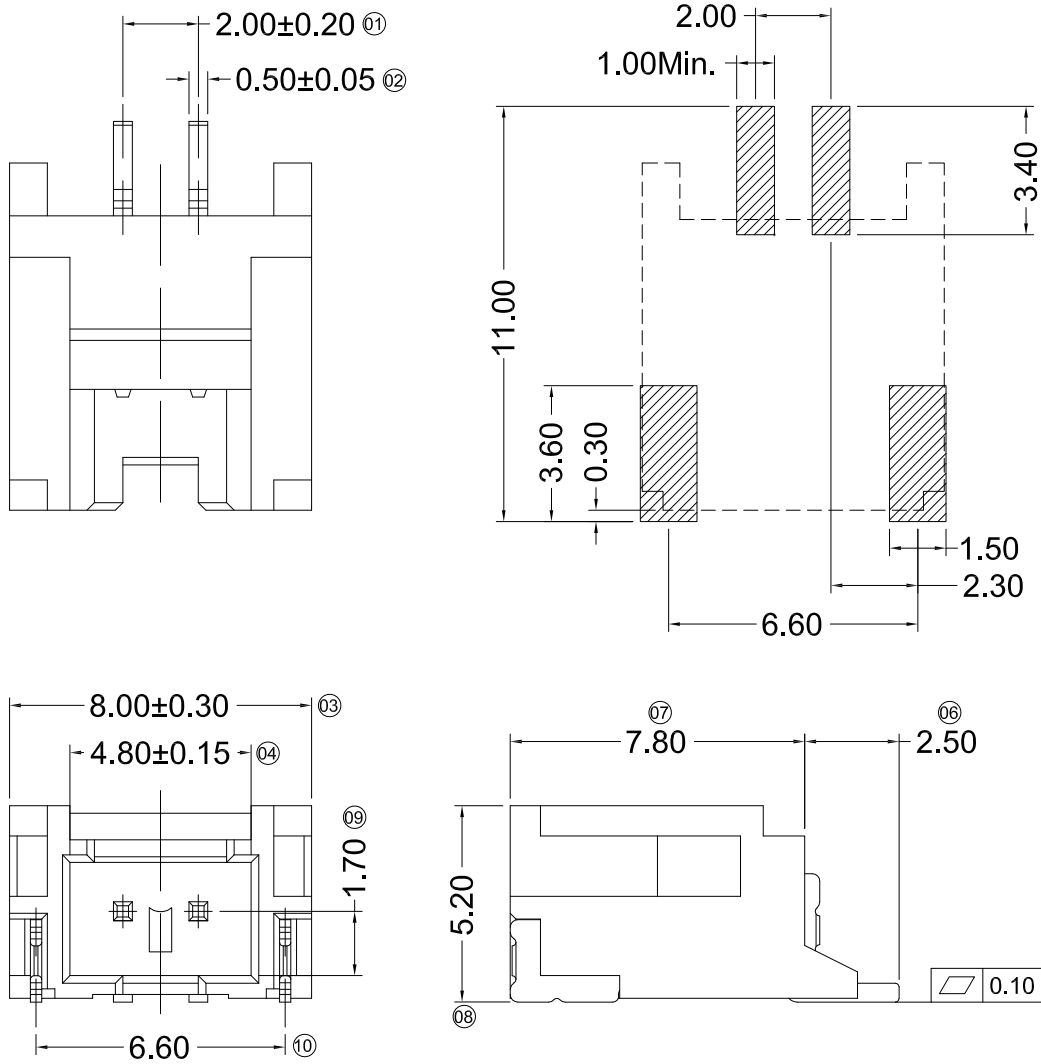
Recommended P.C.B Layout
General Tolerance±0.05

					<p>GENERAL TOLERANCE</p> <p>.X ±0.30</p> <p>.XX ±0.20</p> <p>.XXX ±0.10</p> <p>X.° ±2°</p>				<p>GYA 东莞市国亚电子有限公司 Connectors Dong Guan Guo Ya Connectors co., Ltd.</p>				<p>PART NO. A2005WRS-XXA-LPSN</p>				
					<p>PROJECT Yangzhengguo Yangjinyi Lvtiansheng</p>				<p>APPROVAL CHECK DRAWN DATE</p>				<p>TITLE 2.00mm Crimp Style Connector</p>				
DATE	REV	ECN NO.	DESCRIPTION	MODIFY	APPROVAL	UNIT	SCALE	SHEET	REV	NUMBER							
						mm	1:1	1/1	A0	A-084							

RoHS

F
E
D
C
B
A

F
E
D
C
B
A



- Specifications :**
- Voltage rating: 125V AC / DC
 - Current rating: 3A AC / DC
 - Withstanding voltage: 1000V AC/minute
 - Temperature range: -25° ~+85°
 - Insulation resistance: ≥1000MΩ
 - Contact resistance: ≤10mΩ
 - After environmental testing: ≤20mΩ
 - Material(Pin): Brass
 - Mates With GYA Housing : A2005H-XXA

A2005 W R S - 02 A1 - 9T SW XX
 ① ② ③ ④ ⑤ ⑥ ⑦ ⑧ ⑨



- ① Series No.
- ② Category: W-WAFER
- ③ Connector Type: R-90°
- ④ Mouting Type: S-SMT
- ⑤ Row No.-Pin No Per Row: 02P-Single Row
- ⑥ Plug the Pin & Special No.: A1-All Bags With Buckle
- ⑦ Plastic material: 9T -PA9T 94V-0
- ⑧ Plating Code: SW-Matte Tin Plating
- ⑨ Color : Blank-Natural Color

GENERAL TOLERANCE	
.X	±0.35
.XX	±0.25
.XXX	±0.15
X.°	±2°

GYA 东莞市国亚电子有限公司
 Connectors Dong Guan Guo Ya Connectors co., Ltd.

PART NO.
A2005WRS-02A1-9TSWXX

TITLE
2.00mm CrImp Style Connectors

APPROVAL	CHECK	DRAWN	DATE
Yangzhengguo	Yangjinyi	Lvtiansheng	2016/08/26

UNIT	SCALE	SHEET	REV	NUMBER
mm	1:1	1/1	A0	A-010

DATE	REV	ECN NO.	DESCRIPTION	MODIFY	APPROVAL
1	2	3	4	5	6

1 2 3 4 5 6 7 8