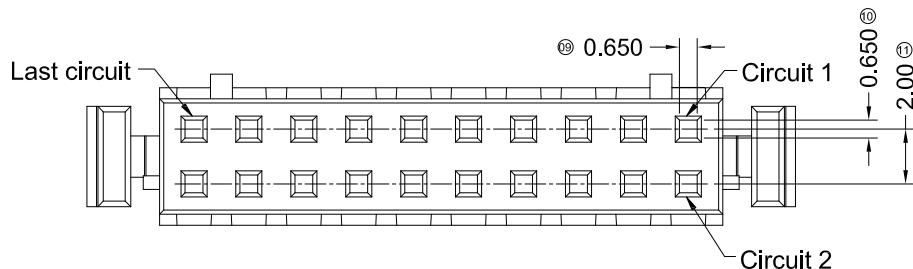
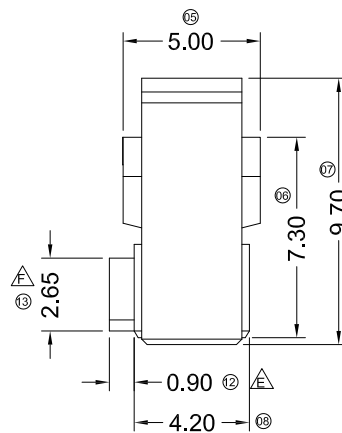
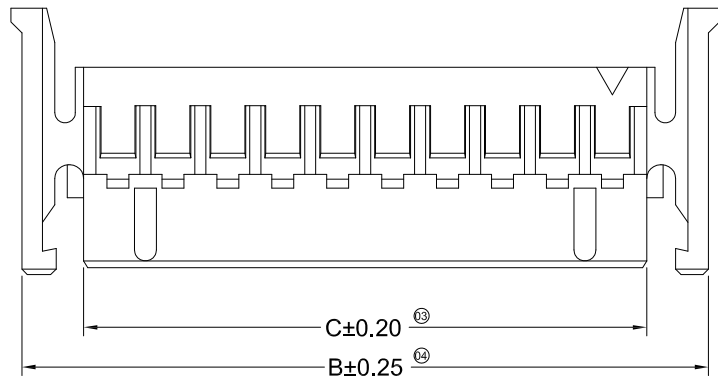
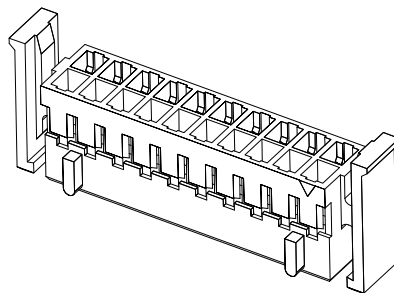
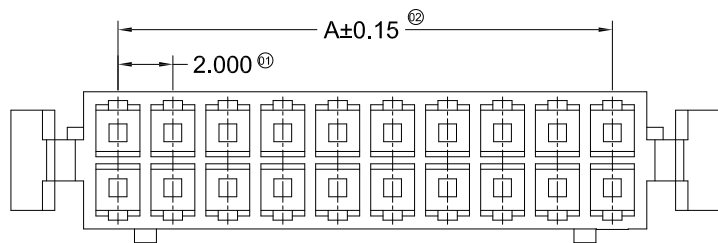


RoHS



■ Specifications :

- Voltage rating: 250V AC / DC
- Current rating: 3A AC / DC
- Withstanding voltage: 800V AC/minute
- Temperature range: -25° ~+85°
- Insulation resistance: ≥1000MΩ
- Contact resistance: ≤10mΩ
- After environmental testing: ≤20mΩ

- Suitable GYA Terminal : A2004T
- Suitable GYA Wafer : A2004W-A

A2004 H X-2*XX AH-N0 XX

① ② ③ ④ ⑤ ⑥ ⑦

- ① Series No.
- ② Category: H-HSG
- ③ Appearance type: Blank-Ordinary
- ④ Row No.-Pin No.: 2*XX-2*02P~2*20P
- ⑤ Special No.: A-With Lock; H-High Salient Point
- ⑥ Material: N0-PA66 94V-0
- ⑦ Color: Blank-Natural Color

Poles	Dimensions (mm)			Poles	Dimensions (mm)		
	A	B	C		A	B	C
2*02	2.00	9.00	4.50	2*12	22.00	29.00	24.50
2*03	4.00	11.00	6.50	2*13	24.00	31.00	26.50
2*04	6.00	13.00	8.50	2*14	26.00	33.00	28.50
2*05	8.00	15.00	10.50	2*15	28.00	35.00	30.50
2*06	10.00	17.00	12.50	2*16	30.00	37.00	32.50
2*07	12.00	19.00	14.50	2*17	32.00	39.00	34.50
2*08	14.00	21.00	16.50	2*18	34.00	41.00	36.50
2*09	16.00	23.00	18.50	2*19	36.00	43.00	38.50
2*10	18.00	25.00	20.50	2*20	38.00	45.00	40.50
2*11	20.00	27.00	22.50				



GENERAL TOLERANCE

- .X ±0.30
- .XX ±0.20
- .XXX ±0.10
- X.° ±2°

PROJECT



东莞市国亚电子有限公司
Dong Guan Guo Ya Connectors co., Ltd.

APPROVAL CHECK DRAWN DATE

Yangzhengguo Yangjinyi Lviansheng 2016/08/26

PART NO.

A2004H-2*XXAH-N0

TITLE

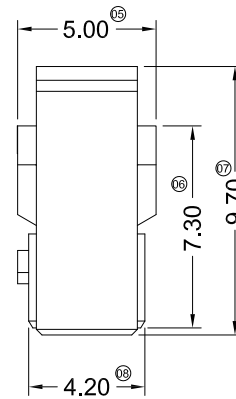
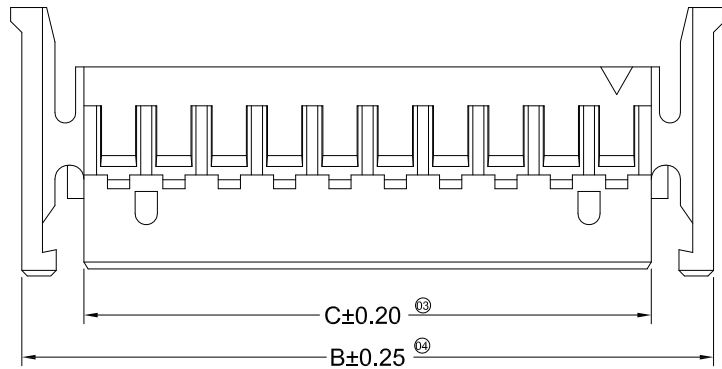
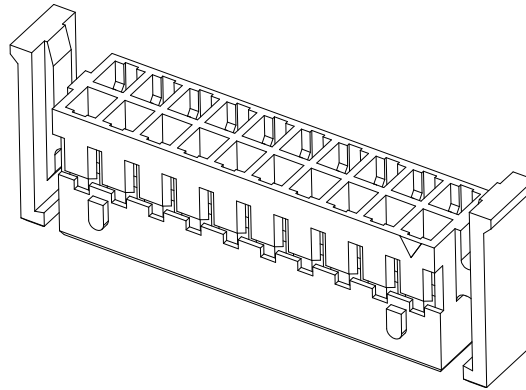
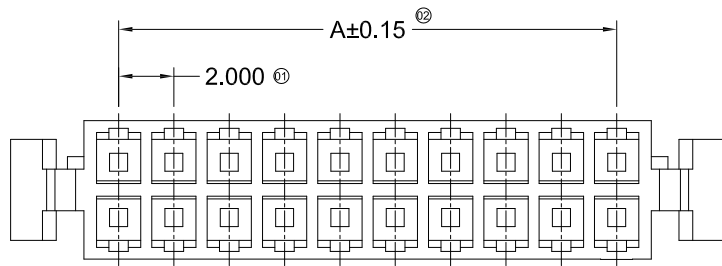
2.00mm Crimp Style Connectors

UNIT SCALE SHEET REV NUMBER

mm 1:1 1/1 A0 A-009

DATE	REV	ECN NO.	DESCRIPTION	MODIFY	APPROVAL
1					
2					
3					
4					

RoHS



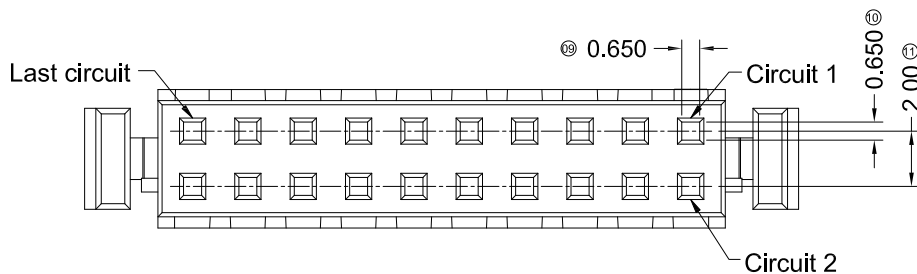
Specifications :

- Voltage rating: 250V AC / DC
- Current rating: 3A AC / DC
- Withstanding voltage: 800V AC/minute
- Temperature range: -25° ~+85°
- Insulation resistance: ≥1000MΩ
- Contact resistance: ≤10mΩ
- After environmental testing: ≤20mΩ
- Suitable GYA Terminal : A2004T
- Suitable GYA Wafer : A2004W-A

A2004 H X-2*XX A-N0 XX

① ② ③ ④ ⑤ ⑥ ⑦

- ① Series No.
- ② Category: H-HSG
- ③ Appearance type: Blank-Ordinary
- ④ Row No.-Pin No.: 2*XX-2*02P~2*20P
- ⑤ Special No.: A-With Lock
- ⑥ Material: N0-PA66 94V-0
- ⑦ Color: Blank-Natural Color; BW-Beige White



Poles	Dimensions (mm)			Poles	Dimensions (mm)		
	A	B	C		A	B	C
2*02	2.00	9.00	4.50	2*12	22.00	29.00	24.50
2*03	4.00	11.00	6.50	2*13	24.00	31.00	26.50
2*04	6.00	13.00	8.50	2*14	26.00	33.00	28.50
2*05	8.00	15.00	10.50	2*15	28.00	35.00	30.50
2*06	10.00	17.00	12.50	2*16	30.00	37.00	32.50
2*07	12.00	19.00	14.50	2*17	32.00	39.00	34.50
2*08	14.00	21.00	16.50	2*18	34.00	41.00	36.50
2*09	16.00	23.00	18.50	2*19	36.00	43.00	38.50
2*10	18.00	25.00	20.50	2*20	38.00	45.00	40.50
2*11	20.00	27.00	22.50				

GENERAL TOLERANCE
.X ±0.30
.XX ±0.20
.XXX ±0.10
X.° ±2°



东莞市国亚电子有限公司
Dong Guan Guo Ya Connectors co., Ltd.

APPROVAL	CHECK	DRAWN	DATE
Yangzhengguo	Yangjinyi	Lvtiansheng	2016/08/26

PART NO.
A2004H-2*XXA-N0XXX

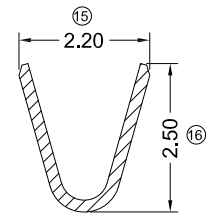
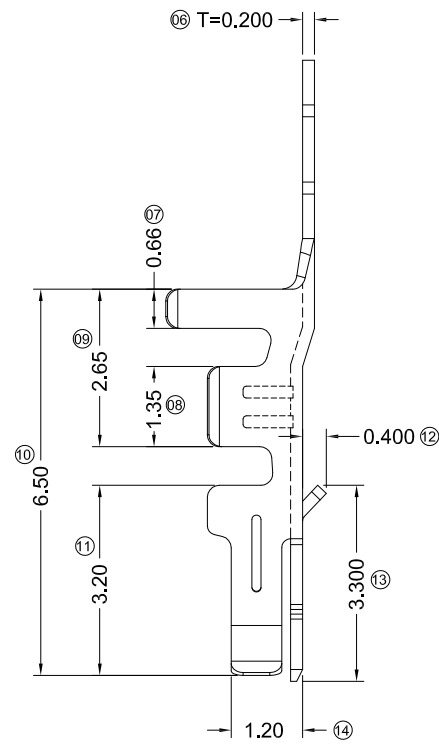
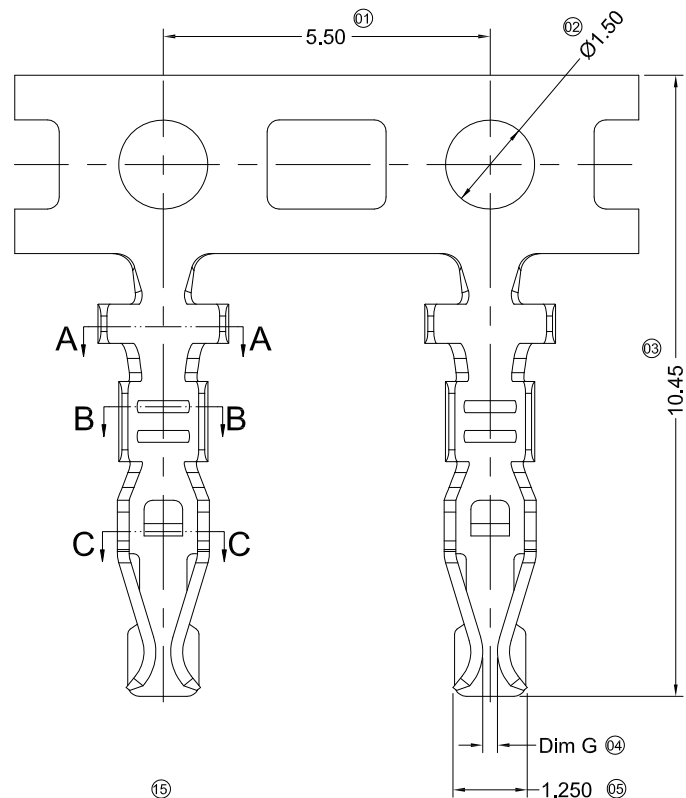
TITLE
2.00mm Crimp Style Connectors

UNIT	SCALE	SHEET	REV	NUMBER
mm	1:1	1/1	A0	A-089

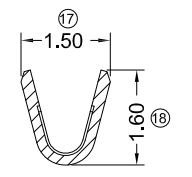
DATE	REV	ECN NO.	DESCRIPTION	MODIFY	APPROVAL
1					
2					
3					
4					



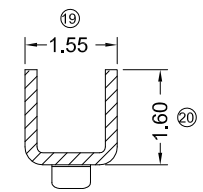
RoHS



SECTION: A-A
SCALE: 1:1



SECTION: B-B
SCALE: 1:1



SECTION: C-C
SCALE: 1:1



Specifications :

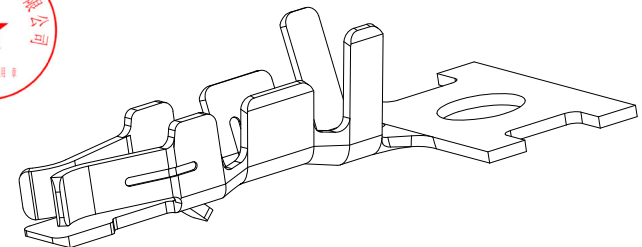
- Voltage rating: 250V AC / DC
- Current rating: 3A AC / DC
- Withstanding voltage: 800V AC/minute
- Temperature range: -25° ~+85°
- Insulation resistance: ≥1000MΩ
- Contact resistance: ≤10mΩ
- After environmental testing: ≤20mΩ

- Wire Size:AWG#22~28
- Insulation O.D.: 1.50mm (Max)
- Used In GYA Housing : A2004H、A2004H-A

A2004 T X-P XXX X - X
① ② ③ ④ ⑤ ⑥ ⑦

- ① Series Number
- ② Category: T-terminal
- ③ Shape: Blank-ordinary
- ④ Material: P-Phosphor bronze
- ⑤ Plating Code: SN-Bright tin ; V01-Gold Flash
G03-Gold 3u" Plated Contact
- ⑥ Plating method: Blank-Stamping before plating
B-Plating before stamping
- ⑦ Mold No./Mark/Special No.: T- Tight L- Loose

Dimensions "G"(mm)	
A2004T-PXXX-T	0.25mm
A2004T-PXXX-L	0.33mm



DATE	REV	ECN NO.	DESCRIPTION	MODIFY	APPROVAL

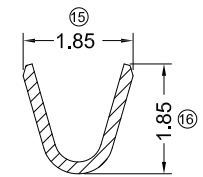
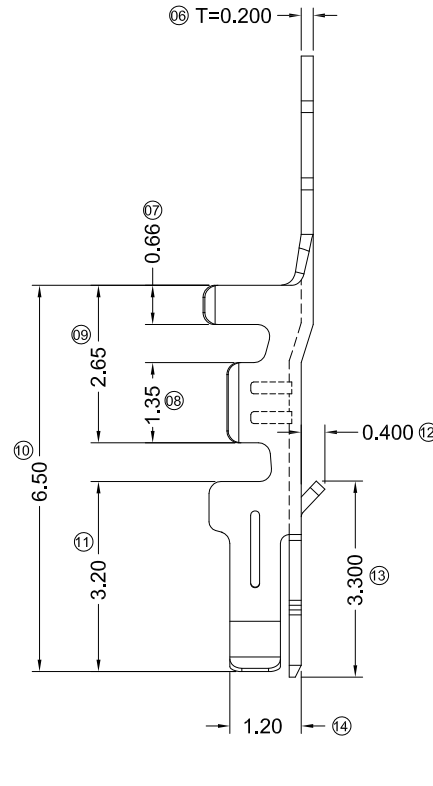
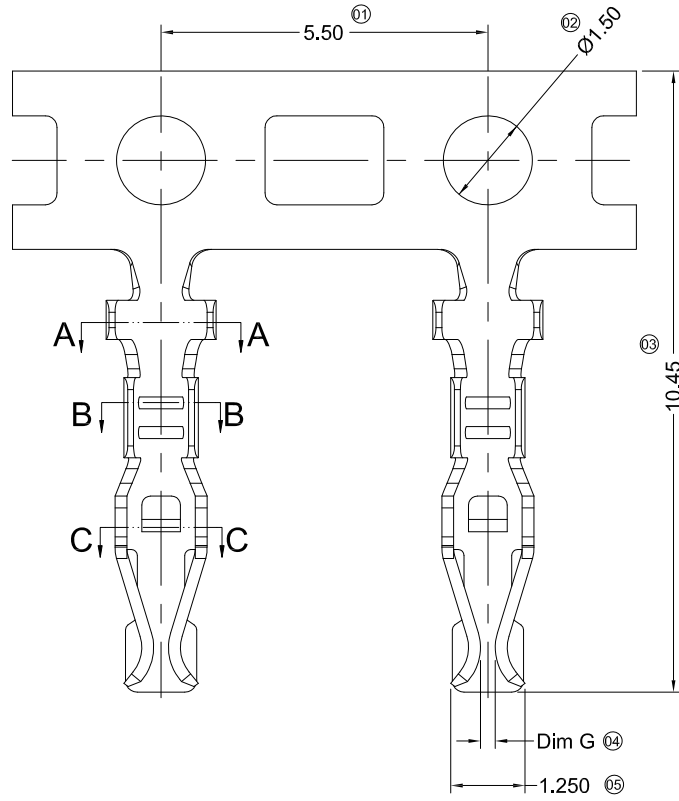
GENERAL TOLERANCE	
.X	±0.30
.XX	±0.20
.XXX	±0.10
X.°	±2°

GYA 东莞市国亚电子有限公司
Connectors Dong Guan Guo Ya Connectors co., Ltd.

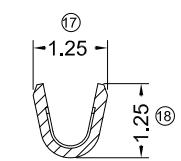
APPROVAL	CHECK	DRAWN	DATE
Yangzhengguo	Yangjinyi	Lvtiansheng	2016/08/26

PART NO.				
A2004T-PXXX-X				
TITLE				
2.00mm Crimp Style Connectors				
UNIT	SCALE	SHEET	REV	NUMBER
mm	1:1	1/1	A0	A-000

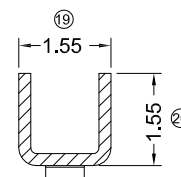
RoHS



SECTION: A-A
SCALE: 1:1



SECTION: B-B
SCALE: 1:1



SECTION: C-C
SCALE: 1:1



■ Specifications :

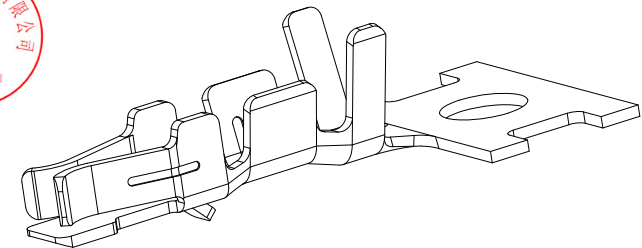
- Voltage rating: 250V AC / DC
- Current rating: 3A AC / DC
- Withstanding voltage: 800V AC/minute
- Temperature range: -25° ~+85°
- Insulation resistance: ≥1000MΩ
- Contact resistance: ≤10mΩ
- After environmental testing: ≤20mΩ

- Wire Size:AWG#28~32
- Insulation O.D.: 1.00mm (Max)
- Used In GYA Housing : A2004H 、 A2004H-A

A2004 T L-P XXX X - X
① ② ③ ④ ⑤ ⑥ ⑦

- ① Series Number
- ② Category: T-terminal
- ③ Shape: L-Lower Crimp
- ④ Material: P-Phosphor bronze
- ⑤ Plating Code: SN-Bright tin ; V01-Gold Flash
G03-Gold 3u" Plated Contact
- ⑥ Plating method: Blank-Stamping before plating
B-Plating before stamping
- ⑦ Mold No./Mark/Special No.: T- Tight L- Loose

Dimensions "G"(mm)	
A2004TL-PXXX-T	0.25mm
A2004TL-PXXX-L	0.33mm



GENERAL TOLERANCE

.X	±0.30
.XX	±0.20
.XXX	±0.10
X.°	±2°

PROJECT



东莞市国亚电子有限公司
Dong Guan Guo Ya Connectors co., Ltd.

APPROVAL

Yangzhengguo

CHECK

Yangjinyi

DRAWN

Lvtiansheng

DATE

2016/08/26

PART NO.

A2004TL-PXXX-X

TITLE

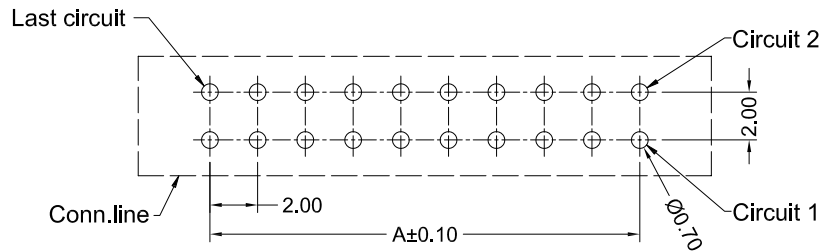
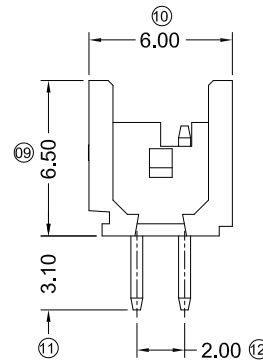
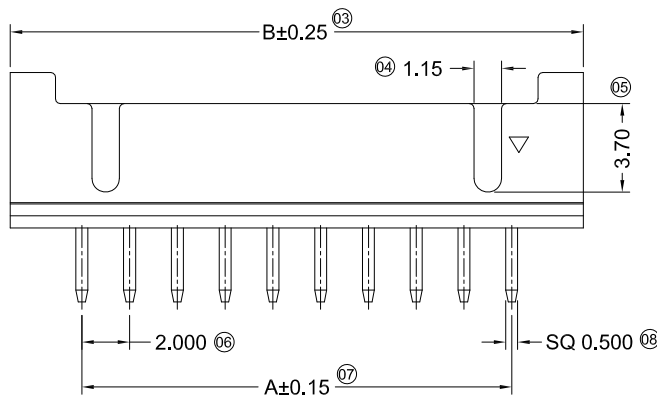
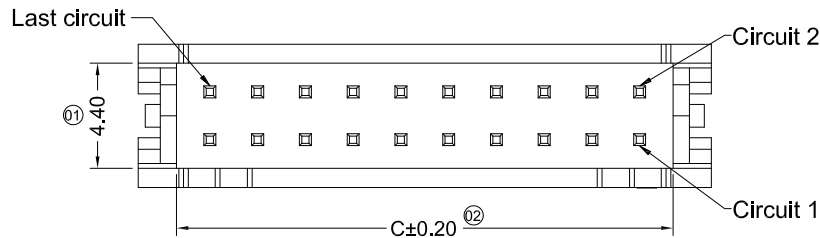
2.00mm Crimp Style Connectors

UNIT SCALE SHEET REV NUMBER

mm	1:1	1/1	A0	A-000
----	-----	-----	----	-------

DATE	REV	ECN NO.	DESCRIPTION	MODIFY	APPROVAL

RoHS



Recommended P.C.B Layout
General Tolerance±0.05

■ Specifications :

- Voltage rating: 250V AC / DC
- Current rating: 3A AC / DC
- Withstanding voltage: 800V AC/minute
- Temperature range: -25° ~+85°
- Insulation resistance: ≥1000MΩ
- Contact resistance: ≤10mΩ
- After environmental testing: ≤20mΩ

- Material(Pin):Brass
- Mates With GYA Housing: A2004H-AH

A2004 W V X-2*XX A1H -9T SN XX

① ② ③ ④ ⑤ ⑥ ⑦ ⑧ ⑨

- ① Series No.
- ② Category: W-Wafer
- ③ Connector Type: V-Straight 180°
- ④ Mounting Type: Blank-DIP
- ⑤ Row No.-Pin No.: 2*XX-2*02P~2*20P
- ⑥ Special No.:
A1H-With Lock on both side,Wall Thickness6.00mm
Deep groove
- ⑦ Material: 9T-PA9T 94V-0;
- ⑧ Plating Code: SN-Bright Tin
- ⑨ Color: Blank-Natural Color

Poles	Dimensions (mm)			Poles	Dimensions (mm)		
	A	B	C		A	B	C
2*02	2.00	8.00	4.80	2*12	22.00	28.00	24.80
2*03	4.00	10.00	6.80	2*13	24.00	30.00	26.80
2*04	6.00	12.00	8.80	2*14	26.00	32.00	28.80
2*05	8.00	14.00	10.80	2*15	28.00	34.00	30.60
2*06	10.00	16.00	12.80	2*16	30.00	36.00	32.80
2*07	12.00	18.00	14.80	2*17	32.00	38.00	34.80
2*08	14.00	20.00	16.80	2*18	34.00	40.00	36.80
2*09	16.00	22.00	18.80	2*19	36.00	42.00	38.80
2*10	18.00	24.00	20.80	2*20	38.00	44.00	40.80
2*11	20.00	26.00	22.80				



GENERAL TOLERANCE	
.X	±0.30
.XX	±0.20
.XXX	±0.10
X.°	±2°
PROJECT	

GYA 东莞市国亚电子有限公司
Connectors Dong Guan Guo Ya Connectors co., ltd.

APPROVAL	CHECK	DRAWN	DATE
Yangzhengguo	Yangjinyi	Lvtiansheng	2016/08/26

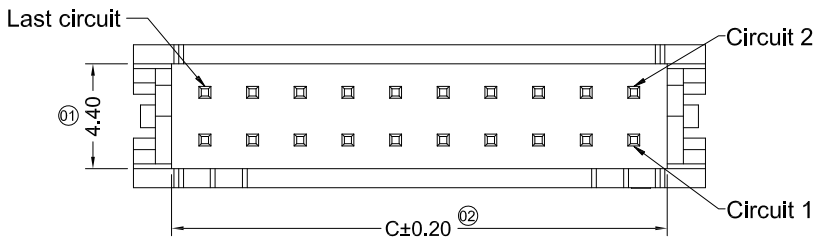
PART NO.
A2004WV-2*XXA1H-9TSN

TITLE
2.00mm Crimp Style Connectors

UNIT	SCALE	SHEET	REV	NUMBER
mm	1 : 1	1/1	A0	A-053

DATE	REV	ECN NO.	DESCRIPTION	MODIFY	APPROVAL
1					
2					
3					
4					

RoHS



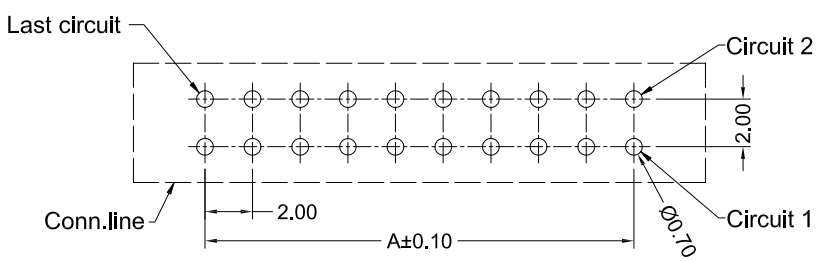
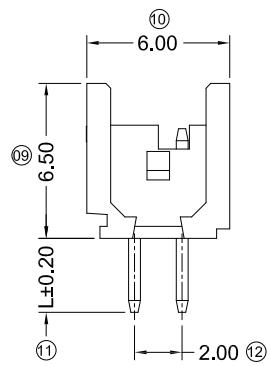
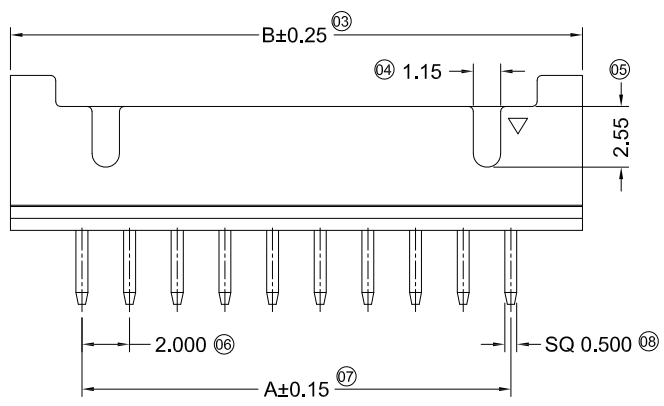
- Specifications :
- Voltage rating: 250V AC / DC
 - Current rating: 3A AC / DC
 - Withstanding voltage: 800V AC/minute
 - Temperature range: -25° ~+85°
 - Insulation resistance: ≥1000MΩ
 - Contact resistance: ≤10mΩ
 - After environmental testing: ≤20mΩ

- Material(Pin):Brass
- Mates With GYA Housing:A2004H-A

A2004 W V X-2*XX A1 -9T SN XX -XX

① ② ③ ④ ⑤ ⑥ ⑦ ⑧ ⑨ ⑩

- ① Series No.
- ② Category: W-Wafer
- ③ Connector Type: V-Straight 180°
- ④ Mouting Type: Blank-DIP
- ⑤ Row No.-Pin No.: 2*XX-2*02P~2*20P
- ⑥ Special No.:
A1-With Lock on both side,Wall Thickness6.00mm
- ⑦ Material: 9T-PA9T 94V-0
- ⑧ Plating Code: SN-Bright Tin
- ⑨ Color: Blank-Natural Color
- ⑩ Blank-L=3.10mm
01-L=2.60mm Δ



Recommended P.C.B Layout
General Tolerance±0.05

Poles	Dimensions (mm)			Poles	Dimensions (mm)		
	A	B	C		A	B	C
2*02	2.00	8.00	4.80	2*12	22.00	28.00	24.80
2*03	4.00	10.00	6.80	2*13	24.00	30.00	26.80
2*04	6.00	12.00	8.80	2*14	26.00	32.00	28.80
2*05	8.00	14.00	10.80	2*15	28.00	34.00	30.60
2*06	10.00	16.00	12.80	2*16	30.00	36.00	32.80
2*07	12.00	18.00	14.80	2*17	32.00	38.00	34.80
2*08	14.00	20.00	16.80	2*18	34.00	40.00	36.80
2*09	16.00	22.00	18.80	2*19	36.00	42.00	38.80
2*10	18.00	24.00	20.80	2*20	38.00	44.00	40.80
2*11	20.00	26.00	22.80				

GENERAL TOLERANCE	
.X	±0.30
.XX	±0.20
.XXX	±0.10
X.°	±2°
PROJECT	

GYA 东莞市国亚电子有限公司
Connectors Dong Guan Guo Ya Connectors co., Ltd.

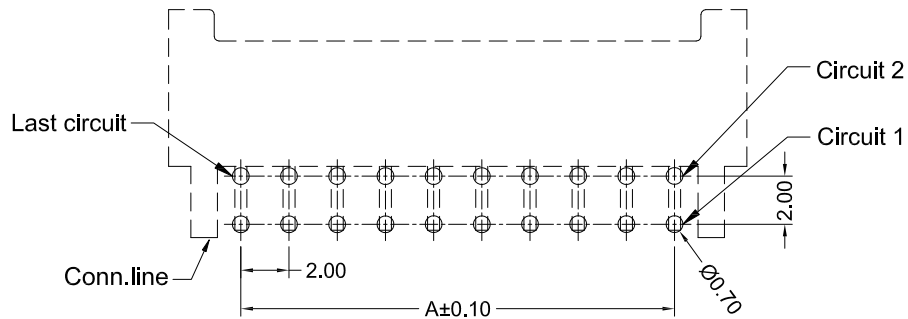
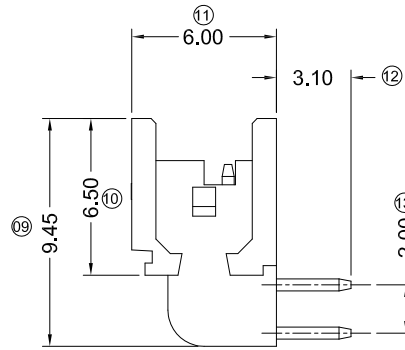
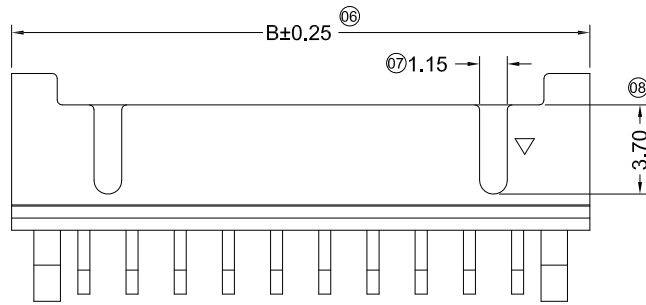
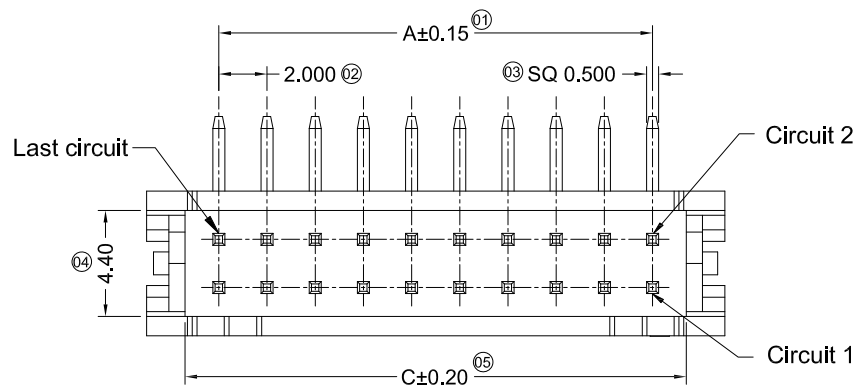
PART NO.
A2004WV-2*XXA1-9TSN-XX

APPROVAL	CHECK	DRAWN	DATE
Yangzhengguo	Yangjinyi	Lvtiansheng	2016/08/26

TITLE 2.00mm Crimp Style Connectors				
UNIT	SCALE	SHEET	REV	NUMBER
mm	1 : 1	1/1	A0	A-053

DATE	REV	ECN NO.	DESCRIPTION	MODIFY	APPROVAL
1					
2					
3					
4					

RoHS



Recommended P.C.B Layout
General Tolerance±0.05

Specifications :

- Voltage rating: 250V AC / DC
- Current rating: 3A AC / DC
- Withstanding voltage: 800V AC/minute
- Temperature range: -25° ~+85°
- Insulation resistance: ≥1000MΩ
- Contact resistance: ≤10mΩ
- After environmental testing: ≤20mΩ

- Material(Pin):Brass
- Mates With GYA Housing: A2004H-2*XXAH

A2004 W R X-2*XX A1H -9T SN XX

① ② ③ ④ ⑤ ⑥ ⑦ ⑧ ⑨

- ① Series No.
- ② Category: W-Wafer
- ③ Connector Type: R-Right Angle 90°
- ④ Mounting Type: Blank-DIP
- ⑤ Row No.-Pin No.: 2*XX-2*02P~2*20P
- ⑥ Special No.:
A1H- With Lock on both side,Wall Thickness6.00mm
Deep groove
- ⑦ Material: 9T-PA9T 94V-0;
- ⑧ Plating Code: SN-Bright Tin
- ⑨ Color: Blank-Natural Color

Poles	Dimensions (mm)			Poles	Dimensions (mm)		
	A	B	C		A	B	C
2*02	2.00	8.00	4.80	2*12	22.00	28.00	24.80
2*03	4.00	10.00	6.80	2*13	24.00	30.00	26.80
2*04	6.00	12.00	8.80	2*14	26.00	32.00	28.80
2*05	8.00	14.00	10.80	2*15	28.00	34.00	30.60
2*06	10.00	16.00	12.80	2*16	30.00	36.00	32.80
2*07	12.00	18.00	14.80	2*17	32.00	38.00	34.80
2*08	14.00	20.00	16.80	2*18	34.00	40.00	36.80
2*09	16.00	22.00	18.80	2*19	36.00	42.00	38.80
2*10	18.00	24.00	20.80	2*20	38.00	44.00	40.80
2*11	20.00	26.00	22.80				

GENERAL TOLERANCE

- .X ±0.30
- .XX ±0.20
- .XXX ±0.10
- X.° ±2°

PROJECT



东莞市国亚电子有限公司
Dong Guan Guo Ya Connectors co., Ltd.

APPROVAL

CHECK

DRAWN

DATE

Yangzhengguo

Yangjinyi

Lvtiansheng

2016/08/26

PART NO.

A2004WR-2*XXA1H-9TSN

TITLE

2.00mm Crimp Style Connectors

UNIT

SCALE

SHEET

REV

NUMBER

mm

1:1

1/1

A0

A-053

DATE

REV

ECN NO.

DESCRIPTION

MODIFY

APPROVAL

1

2

3

4

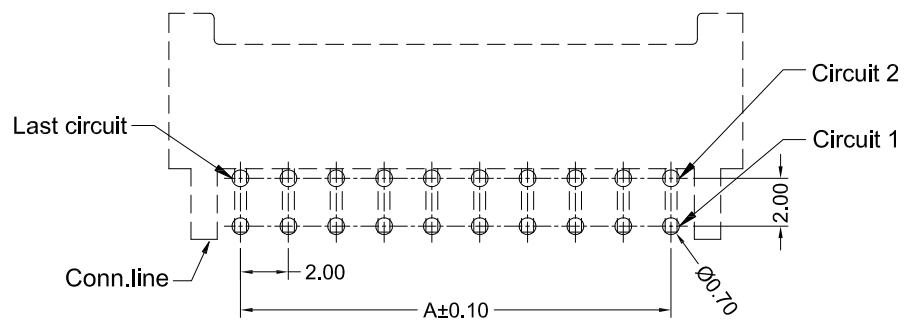
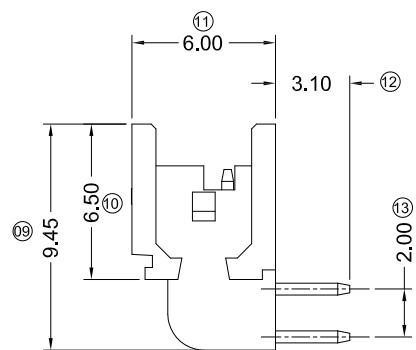
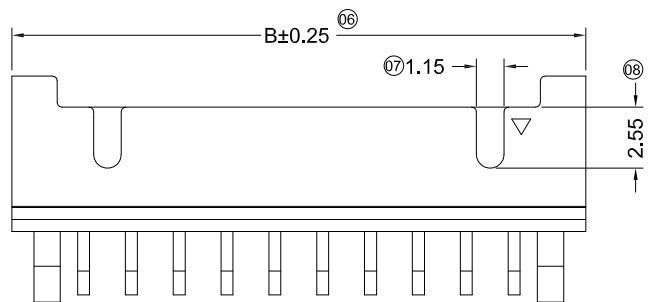
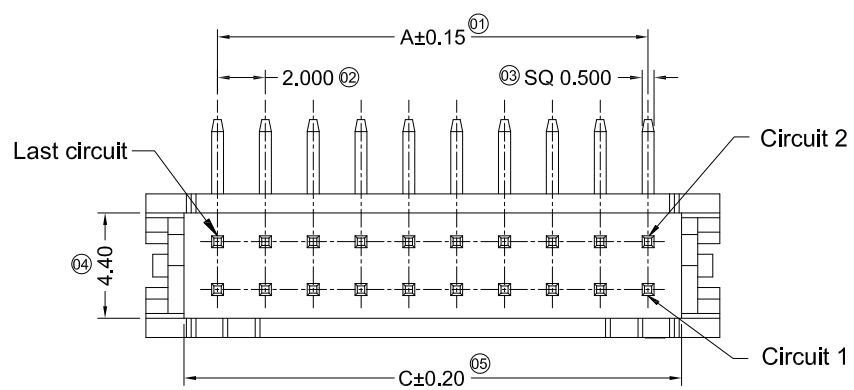
5

6

7

8

RoHS



Recommended P.C.B Layout
General Tolerance±0.05

■ Specifications :

- Voltage rating: 250V AC / DC
- Current rating: 3A AC / DC
- Withstanding voltage: 800V AC/minute
- Temperature range: -25° ~+85°
- Insulation resistance: ≥1000MΩ
- Contact resistance: ≤10mΩ
- After environmental testing: ≤20mΩ
- Material(Pin):Brass
- Mates With GYA Housing: A2004H-2*XXA

A2004 W R X-2*XX A1 -9T SN XX

① ② ③ ④ ⑤ ⑥ ⑦ ⑧ ⑨

- ① Series No.
- ② Category : W-Wafer
- ③ Connector Type: R-Right Angle 90°
- ④ Mounting Type: Blank-DIP
- ⑤ Row No.-Pin No.: 2*XX-2*02P~2*20P
- ⑥ Special No.:
A1- With Lock on both side,Wall Thickness6.00mm
- ⑦ Material: 9T-PA9T 94V-0;
- ⑧ Plating Code: SN-Bright Tin
- ⑨ Color: Blank-Natural Color

Poles	Dimensions (mm)			Poles	Dimensions (mm)		
	A	B	C		A	B	C
2*02	2.00	8.00	4.80	2*12	22.00	28.00	24.80
2*03	4.00	10.00	6.80	2*13	24.00	30.00	26.80
2*04	6.00	12.00	8.80	2*14	26.00	32.00	28.80
2*05	8.00	14.00	10.80	2*15	28.00	34.00	30.60
2*06	10.00	16.00	12.80	2*16	30.00	36.00	32.80
2*07	12.00	18.00	14.80	2*17	32.00	38.00	34.80
2*08	14.00	20.00	16.80	2*18	34.00	40.00	36.80
2*09	16.00	22.00	18.80	2*19	36.00	42.00	38.80
2*10	18.00	24.00	20.80	2*20	38.00	44.00	40.80
2*11	20.00	26.00	22.80				

					GENERAL TOLERANCE		东莞市国亚电子有限公司 Dong Guan Guo Ya Connectors co., Ltd.			PART NO. A2004WR-2*XXA1-9TSN						
					.X ±0.30					TITLE 2.00mm Crimp Style Connectors						
					.XX ±0.20		APPROVAL		CHECK						DRAWN	
					.XXX ±0.10		PROJECT		Yangzhengguo		Yangjinyi		Lvtiansheng		2016/08/26	
					X.° ±2°											
DATE	REV	ECN NO.	DESCRIPTION	MODIFY	APPROVAL							UNIT	SCALE	SHEET	REV	NUMBER
1		2	3	4	5							mm	1 : 1	1/1	A0	A-053